



**MEDICAL
FACILITIES
CORPORATION**

Investor Update

August 2025

Forward-Looking Statements

This presentation may contain forward-looking statements within the meaning of certain securities laws, including the “safe harbour” provisions of the Securities Act (Ontario) and other provincial securities law in Canada. These forward-looking statements include, among others, statements with respect to our objectives, goals and strategies to achieve those objectives and goals, as well as statements with respect to our beliefs, plans, objectives, expectations, anticipations, estimates and intentions. The words “may”, “will”, “could”, “should”, “would”, “suspect”, “outlook”, “believe”, “plan”, “anticipate”, “estimate”, “expect”, “intend”, “forecast”, “objective” and “continue” (or the negative thereof), and words and expressions of similar import, are intended to identify forward-looking statements. Any such statements are subject to risks and uncertainties that could cause actual results to differ materially from those projected in these forward-looking statements. For more information on the risk factors related to these forward-looking statements, please refer to the management’s discussion and analysis, annual information form and ongoing quarterly filings of Medical Facilities Corporation available on SEDAR+ at www.sedarplus.ca. Medical Facilities does not undertake to update any forward-looking statements, except as required by applicable law; such statements speak only as of the date made.

MFC Overview

**US\$343.5
million**

.....
2024 Revenue &
Other Income¹

**US\$61.6
million**

.....
2024 Income from
Operations¹

**US\$80.7
million**

.....
2024 Adjusted
EBITDA¹

92

.....
Physician Partners²

In partnership with physicians, MFC owns a portfolio of highly rated, **high-quality** surgical facilities in the United States.

¹ Results for continuing operations, which exclude Black Hills Surgical Hospital, LLP, treated as discontinued operations in the financial results for the year ended December 31, 2024.

² As at June 30, 2025, excluding Black Hills Surgical Hospital, LLP.

A photograph of three surgeons in an operating room, wearing blue scrubs, masks, and caps, focused on a surgical procedure under a large overhead light. The scene is dimly lit, with the primary light source being the surgical lamp.

STRONG PARTNERS

- Our business model encourages physician owners to remain an integral part of their operations
- Direct physician involvement in facility management, resulting in superior processes and efficiencies

High-Quality Surgical Facilities

Arkansas Surgical Hospital
North Little Rock, Arkansas

Sioux Falls Specialty Hospital
Sioux Falls, South Dakota

Oklahoma Spine Hospital
Oklahoma City, Oklahoma

Newport Center Surgical
Newport Beach, California

MFC's ownership includes controlling interest in three specialty surgical hospitals and an ambulatory surgery center (“ASC”).

Our focus is on short-duration, non-emergency surgical, diagnostic, imaging, and pain management procedures. Orthopedic and neurosurgical procedures represent the majority of our case volumes.

BEST IN CLASS

Higher patient experience ratings
resulting from **higher quality of care**

Hospital	Star Rating
Arkansas Surgical Hospital	★★★★★
Oklahoma Spine Hospital	★★★★
Sioux Falls Specialty Hospital	★★★★★

Source: Hospital Consumer Assessment of Healthcare Providers and Systems data from CMS; October 30, 2024.

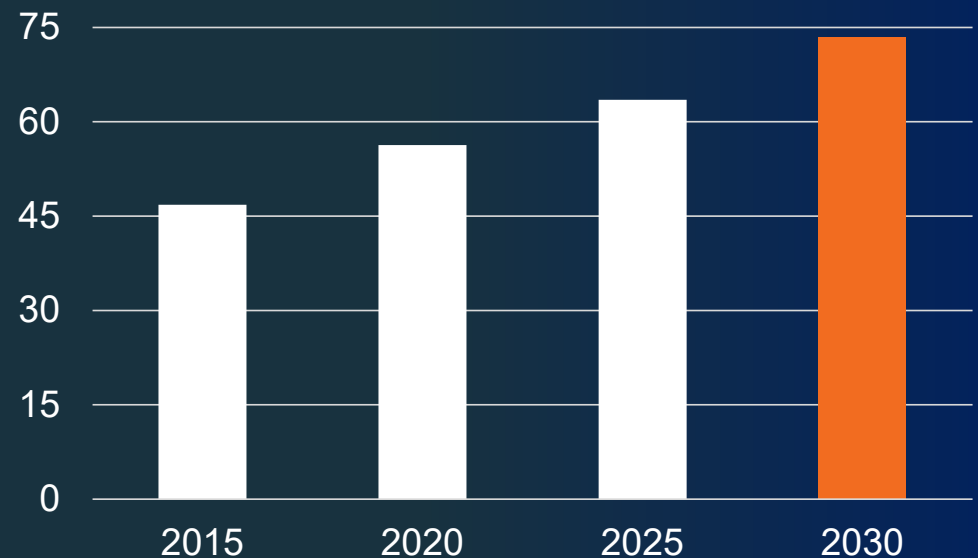
STRONG FUNDAMENTALS

Growing demand for healthcare

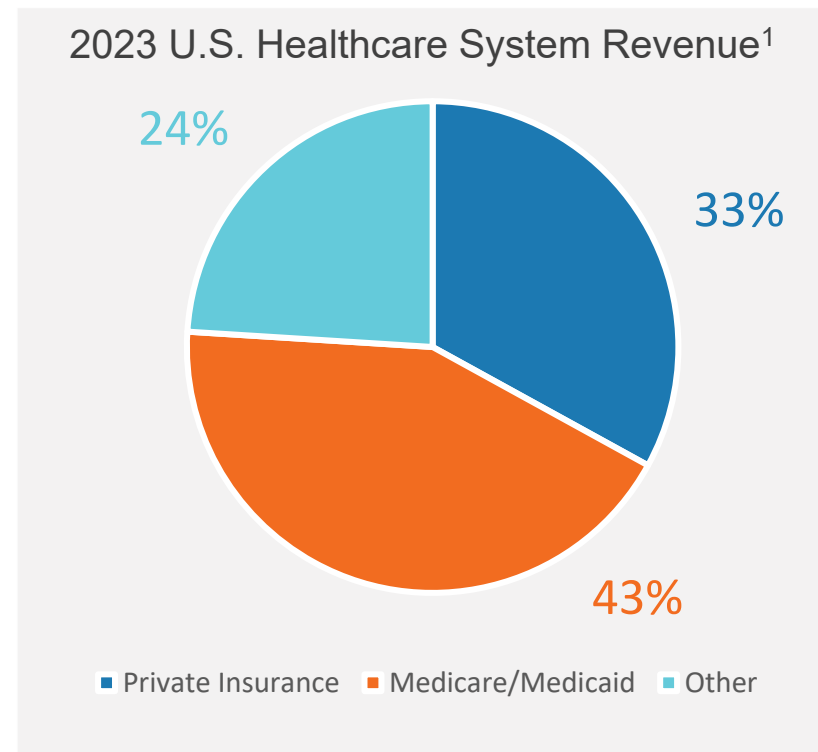
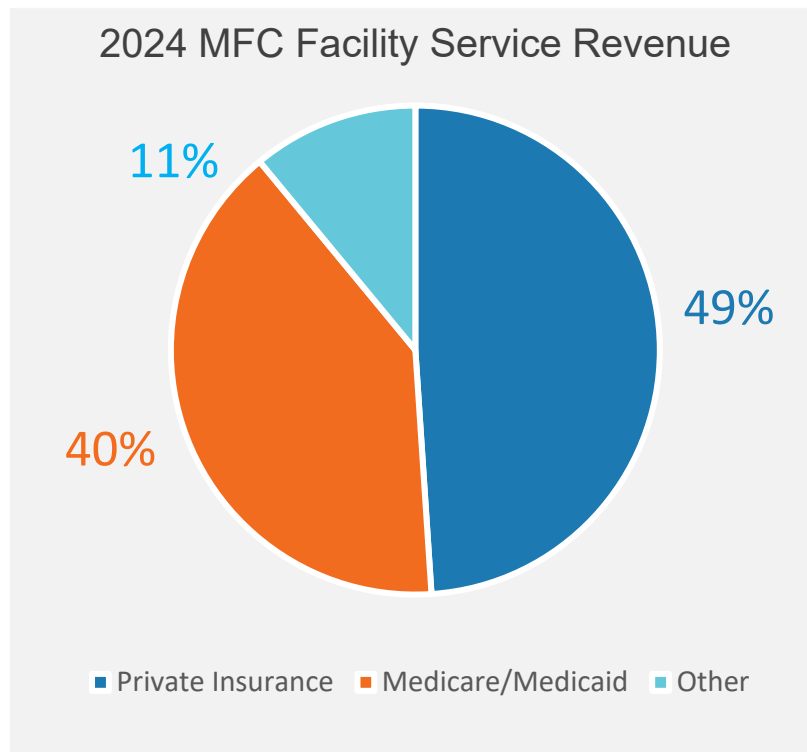
Drivers:

- Overall population growth
- Aging population

U.S. population aged 65+ (millions)



Payor Mix Compared to U.S. Healthcare System



¹ Sourced from Centers for Medicare & Medicaid Services, National Health Expenditure Fact Sheet (December 18, 2024).

Focused on Shareholder Returns

- Purchased **4,356,513** common shares for total consideration of **US\$55.0 million** in fiscal 2025 YTD (up to August 1, 2025)
- Purchased **1,700,700** common shares for total consideration of **US\$16.6 million** in fiscal 2024

Since September 13, 2022:

10,735,110^{1,2}

common shares purchased
for aggregate consideration of

**US\$107.4
Million**

¹ Includes 6,427,410 shares purchased under Substantial Issuer Bids in 2022 and 2025, and 4,307,700 shares purchased under Normal Course Issuer Bids ("NCIB") up to August 1, 2025.

² Up to 988,266 common shares remaining in NCIB renewed on December 1, 2024 (expires November 30, 2025).

Financial Highlights

(US\$ thousands, except where noted otherwise) ¹	Q2 2025	Q2 2024	Change %
Facility service revenue	80,557	81,656	(1.3%)
Income from operations	11,978	12,611	(5.0%)
EBITDA ²	15,993	16,777	(4.7%)
EBITDA margin	19.9%	20.5%	(2.9%)
Cash available for distribution ^{2,3} (C\$ thousands)	5,262	9,281	(43.3%)
Payout ratio ^{2,3}	32.4%	23.3%	39.1%

¹ Results for continuing operations, which exclude Black Hills Surgical Hospital, LLP, treated as discontinued operations in the financial results for the three and six months ended June 30, 2024.

² EBITDA, cash available for distribution and payout ratio are non-IFRS financial measures. Please refer to "Non-IFRS Financial Measures" and "Reconciliation of Non-IFRS Financial Measures" sections in the Management's Discussion and Analysis of Consolidated Financial Condition and Results of Operations for the three and six months ended June 30, 2025.

³ 2024 cash available for distribution and payout ratio are not restated for discontinued operations.

Strong Financial Position

As at June 30, 2025¹

**US\$49.0
million**

Cash & Cash
Equivalents

1.58

Current Ratio

0.18

Net Debt² /
Equity

0.24

Net Debt² /
EBITDA (LTM)

¹ Includes some of the cash proceeds from the sale of Black Hills Surgical Hospital, LLP, which was sold on November 15, 2024.

² Inclusive of lease liabilities per IFRS 16.

A close-up, low-angle shot of a modern surgical light fixture. The fixture is white and has several circular light heads, some of which are illuminated with a bright blue light. The background is a solid blue horizontal bar.

Investment Highlights

- Growing demand for healthcare due to overall population growth and an aging population
- Portfolio of highly rated, high-quality facilities
- Experienced, entrepreneurial management team
- Competitive dividend

As at August 6, 2025 (All dollar amounts are in Canadian currency)

Capital Markets Profile

Stock Symbol:	TSX: DR
Shares Outstanding:	18.7 million
Share Price:	\$14.99
Market Capitalization:	\$279.6 million
Annualized Distribution (per share):	\$0.36
Current Yield:	2.40%



**MEDICAL
FACILITIES
CORPORATION**

To learn more, contact:

Trevor Heisler

MBC Capital Markets Advisors

theisler@maisonbrison.com